

ZS  
**Slotted Z-Clip**

The ZS clip allows I-joists off-cuts or solid sawn timber to be used as noggings between joists to support floor decks or partitions.

- Fully interlocking top flange works on all I-joist header widths to prevent overlapping of opposing clips.
- Slotted bottom flanges allows I-joist off-cuts to be used.
- Triangular nail hole for use with 50mm wide headers, also it ensures that nails can be staggered when ZS clips are interlocked.
- Embossed bottom flange provides greatly enhanced resistance to bending.
- Obround nail holes in the bottom flange ensure easier angled nailing.



## Features

### Material

- Pre-galvanised mild steel

### Advantages

- Enhanced resistance to bending
- Quick and simple to install

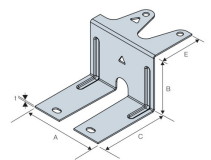
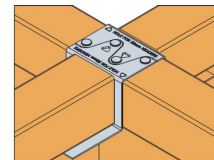
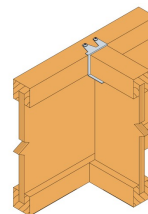
### Applications

#### Suitable On

- I-joist
- Metal-web joist

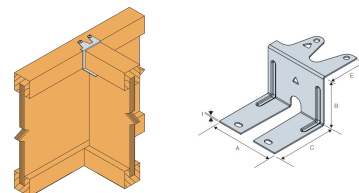
#### When to Use

- To use I-joist as timber nogging



ZS  
Slotted Z-Clip

## Technical Data



### Product Dimensions

References	Dimensions [mm]					Header Holes		Joist Holes	Weight [kg]
	A	B	C	E	t	Ø4	Triangular	Ø6x4 Obround	
ZS35N	52	35	49	31	0.9	2	1	2	0.037
ZS38N	52	38	46	31	0.9	2	1	2	0.03
ZS45N	52	45	39	31	0.9	2	1	2	0.03
ZS47N	52	47	37	31	0.9	2	1	2	0.03

### Performance Values

References	Fasteners		Safe Working Loads [kN]		Characteristic Capacities [kN]	
	Header	Joist	$R_{1,SWL,Long\ Term}$		$R_{1,k}$	
	Qty	Qty	N3.75x30		N3.75x30	
			C24	I-Joist	C24	I-Joist
ZS	2	2	1.8	1.9	3.6	3.8

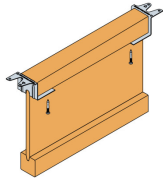
1. Loads are per noggin (NOT per ZS-Clip).

## ZS Slotted Z-Clip

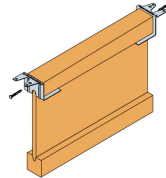
### Installation

#### Applications

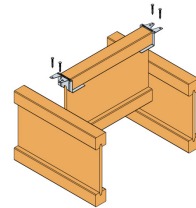
- Install using 3.75X30mm square twist nails



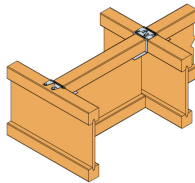
Step 1



Step 2



Step 3



Step 4

